

Preparing an Emergency Kit

Having an emergency kit will help your family prepare for an emergency.









An emergency kit provides essential items for your family's short-term survival whether you choose to stay at home or relocate to a safer place before, during or after a natural hazard such as cyclone, storm, flood and bushfire.



1 Prepack your Emergency Kit with the following items;

- | | |
|--|--|
| <input type="checkbox"/> Portable, battery-operated AM/FM radio with spare batteries. | |
| <input type="checkbox"/> Waterproof torch with extra batteries or wind-up torches that don't need batteries. | |
| <input type="checkbox"/> A first aid kit. | |
| <input type="checkbox"/> Bottled drinking water and non-perishable food items, can opener and cutlery. | |
| <input type="checkbox"/> Protective clothing and blankets such as sturdy footwear, coats, pants, heavy duty gloves, wide brimmed hats and protective goggles/glasses. Smoke and particle mask for bushfires. | |
| <input type="checkbox"/> A waterproof bag containing important documents like passports, identification, insurance documents and prescriptions. | |
| <input type="checkbox"/> Precious items such as jewellery, medals. | |
| <input type="checkbox"/> Survival plan with emergency contact phone numbers. | |
| <input type="checkbox"/> Spare cash. | |
| <input type="checkbox"/> Toiletries and sanitary supplies. | |

2 Items to grab when leaving:

<input type="checkbox"/>	Wallet	
<input type="checkbox"/>	Special medical supplies or equipment	
<input type="checkbox"/>	Phone and charger	
<input type="checkbox"/>	House and car keys	
<input type="checkbox"/>	Laptop and charger	
<input type="checkbox"/>	Pets and supplies (food, bowl, cage, leash, etc.)	

If you decide to relocate you need to add in:

- Sleeping bags, blankets and towels
- Waterproof ponchos
- Spare clothing
- Tent or tarpaulin
- Pen and paper
- Books, playing cards or board games.



Check and update the contents of your emergency kit every twelve months.



Store your emergency kit where it is easy to access. Make sure all family members know where the emergency kit is stored.



Consider special items for infants, the elderly, those sick or injured and people with disability including all their medical needs.



3 Keep informed of emergency information

 **Call 000 for life threatening emergencies**

 **emergency.wa.gov.au**

 **13 DFES (13 3337)**

 **@dfeswa**

 **@dfes_wa**

 Bureau of Meteorology
Weather Warnings **1300 659 210**

 **bom.gov.au/wa/warnings**

 Main Roads **138 138**

 Your Local **ABC Radio:**

 If your property has sustained damage from a cyclone, flood or storm and you need help with temporary repairs, call the State Emergency Service on **132 500**.